

UHD Commercial TV with Essential Smart Function

LG Commercial Lite TVs are designed specifically for diverse business environments. Especially via compatibility with AV Control system* and DPM (Display Power Management) as well as its smart connectivity, simple user friendly interface, and ULTRA HD picture quality, the UV341C series enhances the ease of use while facilitating communications between businesses and their target audiences. Also, managers can improve management efficiency by using management features such as WOL (Wake On LAN), SNMP (Simple Network Management Protocol).



UV341C

- ULTRA HD
- Commercial Smart UX
- ^{NEW} WOL and SNMP
- SmartShare, ScreenShare
- Bluetooth Sound Sync
- ^{NEW} Compatibility with AV Control System*
- ^{NEW} DPM (Display Power Management)

screen size
65", 75"

* Available AV control systems may differ by regions.

ULTRA HD TV

4K Upscaler

Enjoy Full HD content in ULTRA HD quality. The 4K Upscaler automatically upgrades Full HD content to ULTRA HD through the six steps of the upscaling processes.



Signage Dedicated Features

Compatibility with AV Control system*

The LG UV341C series is compatible with AV control system, with which users can easily manage, monitor and control LG commercial displays from one location.
* Available AV control systems may differ by regions.



DPM (Display Power Management)

From now on, you can configure the DPM (Display Power Management) function by setting the function to on. When there is no signal, the TVs enters to DPM mode to manage power efficiently.

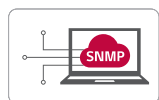


Features



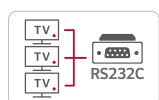
WOL (Wake on LAN)

WOL (Wake on LAN) helps you remotely turn on TVs over the internet. Connect TVs and a PC in the same network, and send Magic Packet program to the MAC addresses of registered TVs. Then, it will wake up the TVs via LAN port.



SNMP

SNMP (Simple Network Management Protocol) ensures convenient network management for SI and business managers.



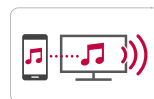
RS-232C Control

Via the TV's RS-232C port, you can remotely control power and volume settings simultaneously.



SmartShare & ScreenShare

Guests may use LG SmartShare features, such as Wi-Fi Direct®, as well as ScreenShare features, including Miracast®, WiDi, and DIAL to view content from their mobile devices on the large HD screen.



Bluetooth Sound Sync

This feature allows guests to listen to audio from a Bluetooth-enabled mobile device through the TV's speakers.



Hotel Mode

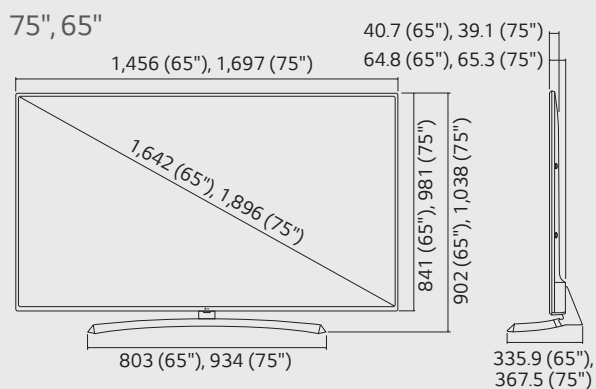
From channel selection to volume setting, you can control the TV settings in all the rooms with Hotel Mode. Prevent misuse by customers, set volume limits, or reset settings to default for any TV. You are in control of it all.

Specifications

UV341C (EU/CIS)

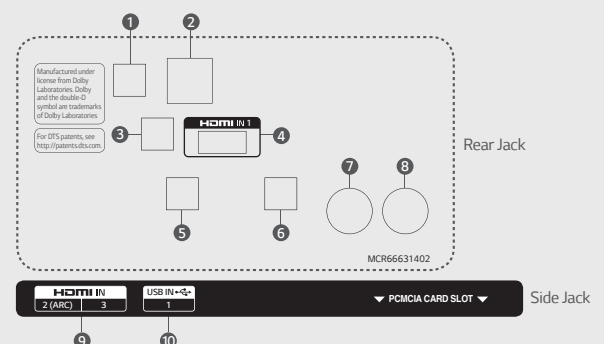
		65	75
DISPLAY	Type	Edge LED	
	Resolution	3,840 x 2,160 (UHD)	
	Brightness	330cd/m ²	400cd/m ²
	Viewing Angle Degree	178° / 178°	
	Response Time	8	
BROADCASTING SYSTEM	Analog	PAL/SECAM	
	Digital	DVB-T2/C/S2	
VIDEO	Triple XD Engine	•	
	Real Cinema 24p (3:3 Pull down)	•	
	Aspect Ratio	• 6 modes (16:9, Original, 4:3, Vertical Zoom, All-Direction Zoom, Just Scan)	
AUDIO	Audio Output / Speaker System	10W + 10W / 2.0 ch	
	Sound Mode	• 6 modes (Standard, Cinema, Clear Voice III, Sports, Music, Game)	
	Clear Voice	•	
SMART FEATURES	Smarrt UX	webOS 3.0, Commercial Smart Home, Web Browser, YouTube App	
	Connectivity	SoftAP, WiFi (ac), ScreenShare (Miracast), SmartShare, DIAL, Bluetooth Sound Sync, LG Sound Sync	
HOSPITALITY FEATURES			
GENERAL FEATURES	Installation	USB Cloning	
	Management	WOL, SNMP, Self Diagnostics, TVLink Tuner, IR Out, Multi IR Code, HTNG/HDMI-CEC	
	Setting Option	Auto Off/Sleep Timer, Smart Energy Saving, Motion Eye care	
	Anti-theft System	Kensington Lock	
INTERFACE	Side	HDMI In (2), USB 2.0, CI Slot	
	Rear	RF In (2), Digital Audio Out (Optical), HDMI Input, RS-232C, Headphone Out, RJ45, Debug (Phone Jack Type)	
ACCESSORY			
DIMENSION (Unit : mm)	Vesa	300 x 300	600 x 400
	W x H x D / weight (with stand)	1,456 x 902 x 335.9 / 27.6kg	1,697 x 1,038 x 367.5 / 44.3kg
	W x H x D / weight (Carton)	1,600 x 1,035 x 190 / 34.8kg	1,839 x 1,166 x 231 / 55.3kg
POWER (Unit : Watts)	Voltage, Hz	100-240V, 50/60Hz	
	Max	161.9	215.8
	Typical	135.2	189.9
	Energy Saving (Min)	108.2	151.9
	Energy Saving (Med)	74.4	104.4
	Energy Saving (Max)	40.6	57.0
	Stand-by	0.3	
Eco	ErP Class	A++	A+
	On Power Consumption (Watts)	82	128
	Luminance Ratio (%)	65	
	Mercury Content (mg)	0	
	Presence of Lead	Yes	
	Average Annual Consumption (kWh)	120	187
STANDARD APPROVAL	Safety	CB, CU TR	
	Environment	CE	
	ETC	RoHS, ErP	

Dimensions



Connectivity

- 1 RS-232C IN
- 2 LAN
- 3 OPTICAL DIGITAL AUDIO OUT
- 4 HDMI 1
- 5 SERVICE ONLY
- 6 H/P OUT
- 7 LNB Satellite IN
- 8 ANTENNA / CABLE IN
- 9 HDMI 2 / HDMI 3
- 10 USB IN 1



Download LG Commercial Display Mobile App



Learn more www.lg.com/b2b

YouTube youtube.com/LGCommercialDisplay

All screen images are simulated. Dimension and weights are approximate.

Design, features and specifications subject to change without notice.

© Copyright 2017 LG Electronics Inc. All Rights Reserved. Pro:Centric, the "LG" logo, XD Engine are registered trademarks or trademarks of LG Electronics Inc. Pro:Idiom is a registered trademark of Zenith Electronics LLC. All other trademarks or registered trademarks are the property of their respective owners.

